



# MAKING RAIN

science experiment



## How do clouds make rain?

### materials

- clear cup
- water
- shaving cream
- food coloring

### procedure

- 1 Put water in the cup. The water represents air.
- 2 Put a shaving cream cloud on top. The "cloud" is water droplets.
- 3 Put blue food coloring on the "cloud". This shows when the water gets heavier.
- 4 Wait to see what happens when the water gets heavy on the cloud.

### predictions

- The water will turn blue
- The shaving cream will go to the bottom. sink

### conclusion

The food coloring (water) went through the cloud (water droplets) to make rain.

LET'S MAKE OUR CLOUD EXPERIMENT.

Let's get our materials ready, we need a clear cup, water, shaving cream and blue food coloring.

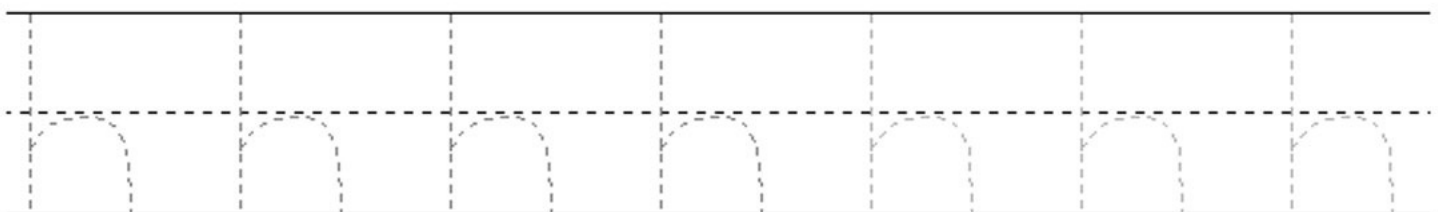
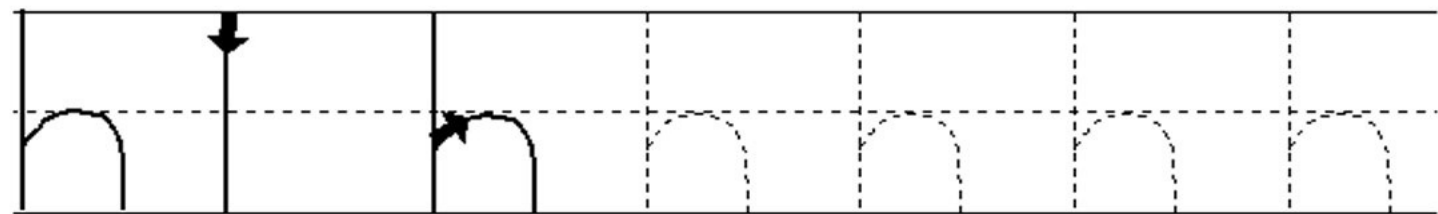
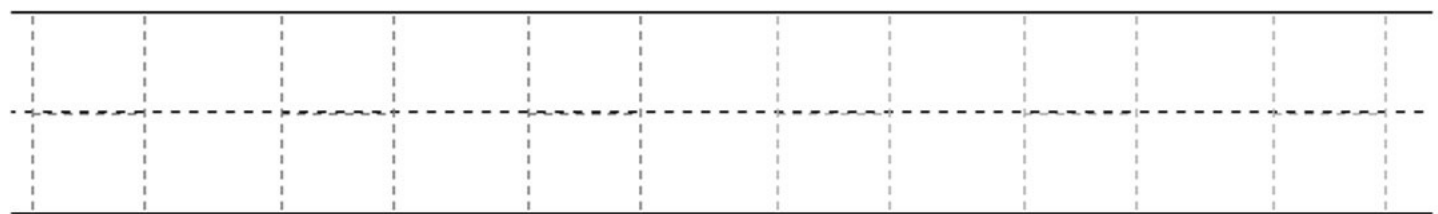
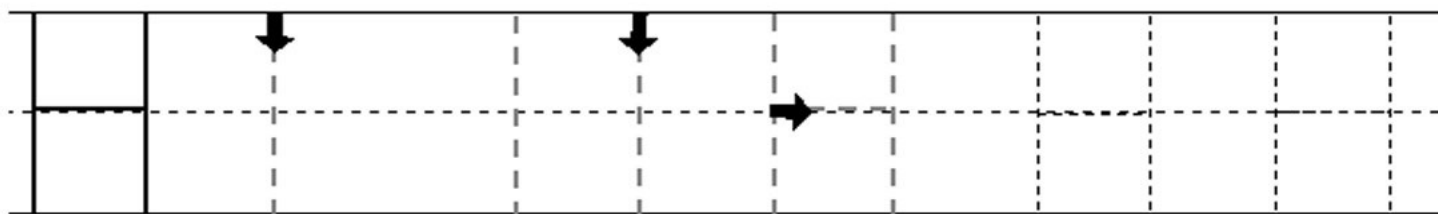
First thing we're gonna do is add water to your cup or jars (air.)

Next, you need to add a thin layer of shaving cream on top of the water (clouds- water vapor.) Then, place drops of blue food coloring on the top of the shaving cream let the drop (water droplets.) Last, wait for the "Rain" to fall, to start. & there you have "How do clouds make rain" HAVE FUN!!!!

*is for*  
**Hh** Helicopter



# H IS FOR HELICOPTER



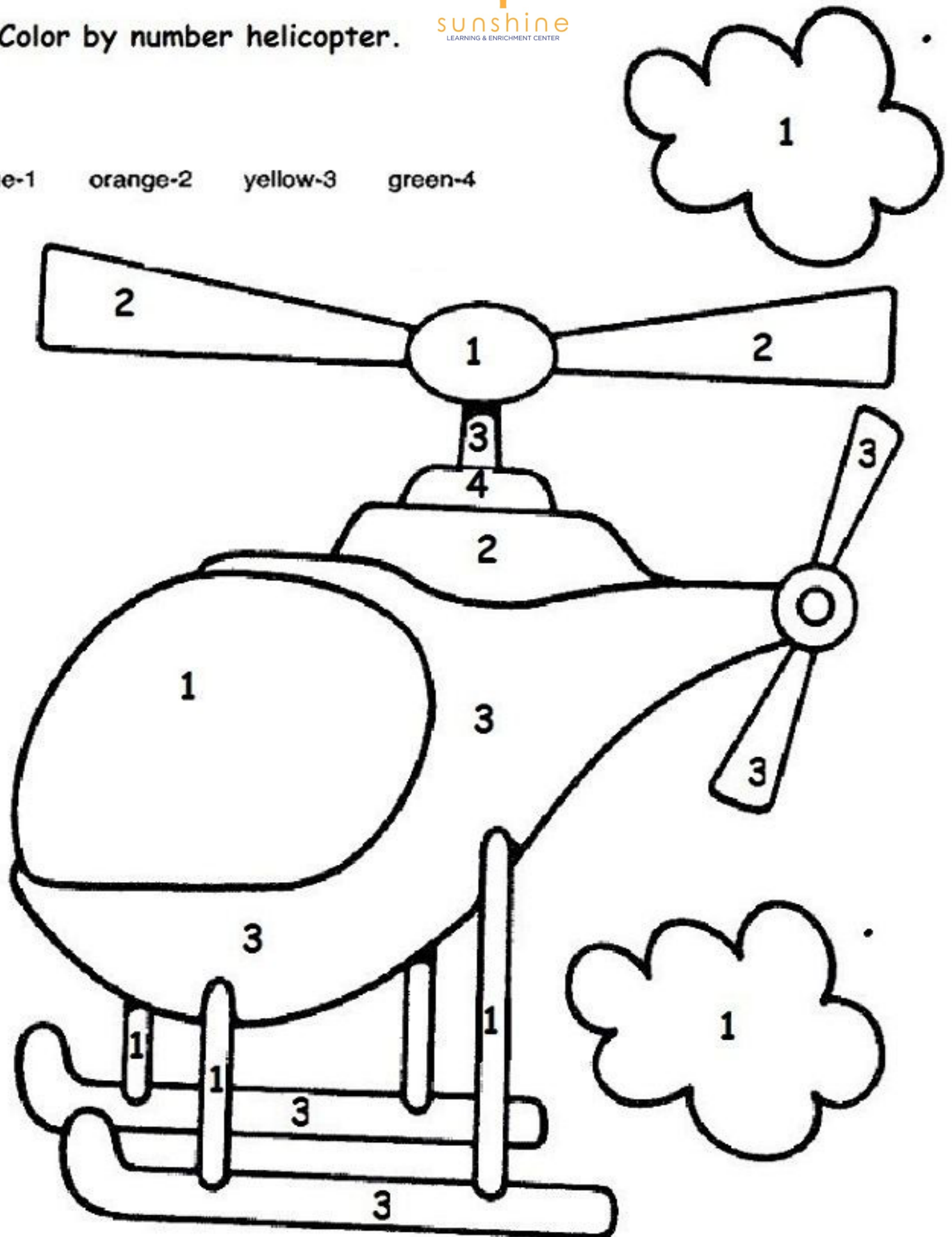




sunshine  
LEARNING & ENRICHMENT CENTER

# Color by number helicopter.

blue-1    orange-2    yellow-3    green-4





Name: \_\_\_\_\_



**sunshine**  
LEARNING & ENRICHMENT CENTER

## How Many Are There?

Count the shapes in each group and circle the correct number.



9



11



7




13



10



12



15

14

13



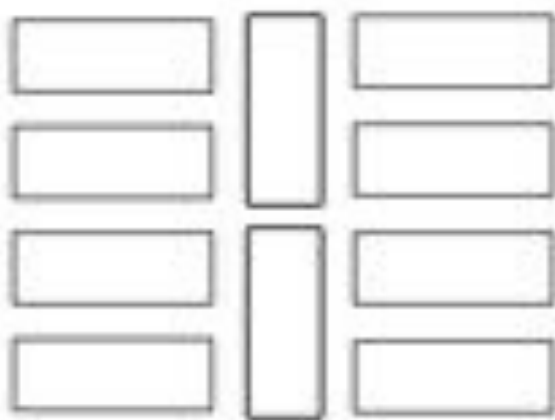
11



10



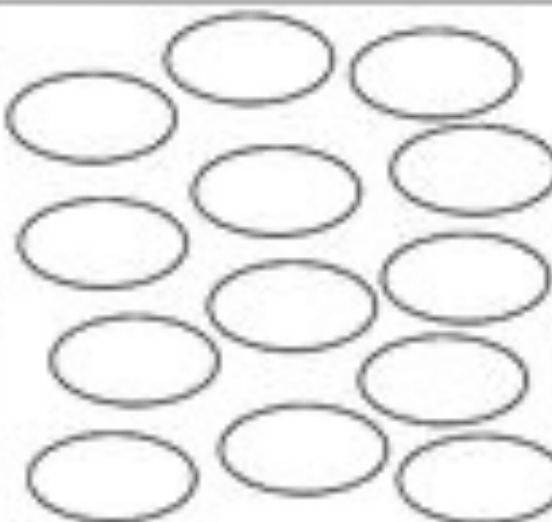
12



11

13

10




13

15

12

# TRACE THE SHAPES

Trace and color the shapes.





sunshine

LEARNING & ENRICHMENT CENTER

# Trace the Number

43

43

43

43

43

43

43

43

43

43

43

43

43

43

43

43

43

43

43

43